

Increase Summer Fun and Income: Let the Games Begin!

Income can dip during the summer months even if your policy requires lessons. A break from the routine can be just the ticket to reinvigorate student learning and teacher earnings. Discover how to customize a Piano Olympic Camp with activities that engage, motivate and meet the needs of your students. Learn about how to format a camp, set tuition, find resources and technological tools and more. With resources you have at home, invent your own camp to suit your curriculum. See dividends add up as Piano Olympics promises to retain and even attract new students.

Increase your studio summer fun income and by enhancing your studio with these five Olympic rings.


Opening Ceremonies:

- 1) **Paper Plate Dance:** create motions to a tune of your choice to encourage active listening, teach musical forms (rondo) and more.
- 2) **Dishing up Note Values:** cut up paper plates into half notes, quarter notes, 8th notes, etc, for a vivid visual for locking in note value comprehension.



Green: Finances

- 1) **Finger Print:** What is the finger print of your studio? Read Philip Johnston's book, **The Dynamic Studio...**<http://88pianokeys.me/2013/04/03/online-book-club-begins/>...and re-evaluate your teaching style, take stock of your assets and get inspired.
- 2) **Boost Income:** Fill in the typical gap in summer income by offering students options. Require attendance if families wish to reserve a lesson slot for the fall. Get families on board with this requirement by offering attractive lesson options--there will be few complaints.
- 3) **Set Tuition:** Determine rates that provide a fair price for students and adequate income to cover your planning time. Pro-rate the tuition based on enrollment.




Black: Logistics

- 1) **Google Docs:** Create a form to gather schedules and preferences of student families. Click this link for a sample: <http://88pianokeys.me/studio/summer-2013-studio-registration/>
- 2) **Poll Daddy:** another possible free vehicle to survey families when considering a summer camp schedule
- 3) **MusicTeachersHelper.com:** or other scheduling services can provide a way to track enrollment, schedule camps and keep families notified of upcoming events.


4) Be prepared to be Flexible:

- **Accommodate** student family vacations. It's key to make sure your student roster can attend the camps you offer!
- Students with matching schedules may not arrive with similar age or abilities so plan for providing activities for **multiple skill levels**.
- Holding a camp means more than one person at a lesson which requires more room so prepare ample **space** to accommodate a group.
- Building a **curriculum** that is suited for attendees is crucial. Make plans early and refine often.
- Provide parents with **feedback** after each day to reassure them of their investment.




Blue: Content

- 1) **Determine Curriculum**--look for gaps in your students' knowledge of technique, theory, creativity, history and customize a camp which develops those areas.
- 2) **Choose a Theme**--create a common thread to link activities. Ex: colors of Olympic rings, countries, movie sound tracks, creativity....A theme will help enormously when planning activities, curriculum and even snacks and awards.



Red: Activities

- 1) **Indoor Activities**
 - On the Bench: improvisation, technique, ensembles, orchestration, composition...
 - Off the Bench: card games, board games, written work, ear training, paper plate dance, boom whackers...
- 2) **Outdoor Activities**: races, horse shoes, relays, minute-to-win it, lawn darts...
- 3) **At Home Assignments**: worksheets, computer drills, solo and ensemble repertoire, composition notation, improvisation exercises, playing by ear, transposition...




Yellow: Rewards

- 1) **Competition**: build in as much or as little competition dependent upon group dynamics
- 2) **Prizes**: medals, candy, etc. Offer incentives to reach gold, silver or bronze medal status or up the stakes and encourage competition by offering only one gold medal to the top performer.
- 3) **Ceremony**: use milk crates to build a platform, hold a recital featuring medal-winning performances OR keep it simple and offer an extra tasty snack.
- 4) **Snacks**: probably one of THE most important aspects to plan carefully. Offer a closing ceremony, torch-like snack, for example: orange sherbet in sugar cones.

Closing Ceremonies (Remarks)

1) Advice:

- Personalize** your camp and keep it in *your* comfort zone.
- Customize** your curriculum to suit your studio and student roster
- Student-Proof** all fun. Safety is essential so choose your activities carefully.



Resources

-Books

- *Piano Teachers Resource Kit* http://www.amazon.com/Piano-Teachers-Resource-Kit-Reproducible/dp/1423489578/ref=sr_1_1?ie=UTF8&qid=1372133367&sr=8-1&keywords=piano+teachers+resource+kit
- *TCW Accelerando 2 Teachers Guide* http://www.kjos.com/detail.php?division=5&table=product&prod_id=TW201T2

-Blogs

- Leila Viss at 88PianoKeys.me <http://88pianokeys.me/2012/04/29/what-are-piano-olympics/> and MusicTeachersHelper.com <http://www.musicteachershelper.com/blog/increase-summer-fun-and-finances/>
- Jennifer Foxx at Foxx Piano Studio Resources <http://fpsresources.wordpress.com/2013/05/21/music-camps-and-workshops-part-2-of-3/>
- Joy Morin at Color in My Piano <http://colorinmypiano.com/2012/07/02/musical-olympics-camp-lesson-plan-materials/>

-Online Sites and Stores

- ComposeCreate.com (Rhythm Menagerie and Rhythm Manipulations)
- Dollar Store
- Garage Sales
- Jeopardy Templates <https://jeopardylabs.com/build/>
- Keys To Imagination <http://www.keystoimagination.com/>
- [Music Educator's Marketplace](#)
- [MusicLearningCommunity.com](#)
- Panimation <http://www.panimation.com/>
- Pinterest <http://pinterest.com/lviss/piano-olympics/>
- Susan Paradise <http://www.susanparadis.com/>
- Target Dollar Bin
- Three Cranky Women [TCW http://www.kjos.com/sub_section.php?division=5&series=233](http://www.kjos.com/sub_section.php?division=5&series=233)

-Equipment Wishlist

- Body Beat Cards <http://www.westmusic.com/1002401-games-teaching-aids/g2000-games-activities/g2000c-games/g2000c12-card/body-beat.htm>
- Boomwhackers <http://www.amazon.com/Diatonic-Set-of-8-Boomwhackers/dp/B0002E2MC1>
- Camera/Video Camera
- Clavinova
- Eggspert http://www.amazon.com/s/ref=nb_sb_ss_i_0_7?url=search-alias%3Dtoys-and-games&field-keywords=eggspert&prefix=eggspert%2Ctoys-and-games%2C349
- Ikea Table <http://www.ikea.com/us/en/catalog/products/S59831454/>
- iPad
- Magnetic Spinners http://www.amazon.com/gp/product/B001XUPG8M/ref=oh_details_o01_s00_i02?ie=UTF8&pvc=1
- Markers
- Pylons
- Silly Puddy over Playdo
- Thermal Laminator http://www.amazon.com/Scotch-Thermal-Laminator-Roller-TL901/dp/B0010JEJPC/ref=sr_1_1?s=office-products&ie=UTF8&qid=1371098425&sr=1-1&keywords=laminator
- Twister Hopscotch http://www.amazon.com/Milton-Bradley-40459-Twister-Hopscotch/dp/B0013EY11O/ref=sr_1_4?ie=UTF8&qid=1371098478&sr=8-4&keywords=twister+rings

-Stuff to Collect: plastic bottles, lids, straws, egg cartons, ping pong balls, whiffle balls, pylons, water balloons, chopsticks, dice (the bigger, the better), paper plates, drink trays, fly swatters...